



**COMPUTER
(LANGUAGE SECTION)**

**6TH PRIMARY
FIRST TERM
NET REVISION**



A) Fill in the space :

- 1) The Regional and Language Options icon is located at the
- 2) From the Regional and Language Options icon you can justify,
.....,
- 3) To open the "Regional and Language Options" icon, click on then
select the
- 4) To change the country setting, from the **tab** select the country.
- 5) After you perform the steps you must click on
..... or buttons to perform the changes.
- 6) You can change the number display from tab.
- 7) To change the number display **according to your country**, select
..... from the "Digit Substitution" drop-down menu.
- 8) When we want to change the number display to **English language**, select
..... from the "Digit Substitution" drop-down menu.
- 9) To change the number display according to the **text language**, select
..... from the "Digit Substitution" drop-down menu.
- 10) You can change the number display from drop-down menu.
- 11) You can change the date display from **tab**.
- 12) The button is responsible for changing the individual settings
for date, time, number, or currency.





- 13) You can change the date display from**drop-down menu**.
- 14) To change the currency, open thedrop-down menu.
- 15) You can change the currency symbol fromtab.
- 16) Solving language problem means adding a new language to thelanguages.
- 17) You can add a new language by clicking onbutton fromtab which in the Regional and Language Options window.
- 18) To add a new language, click on "Details" button then from the settings tab click onbutton.
- 19) You can add Arabic language to the keyboard's language from thetab.
- 20) You can install a new printer to the computer from theicon that found in the control panel.
- 21) To add a printer click onicon
- 22) To add a printer, click onbutton
- 23) Theis an output unit that used to display the letters or graphics from the computer on a paper.
- 24) To open the "Printer and Faxes" icon from the "Start" menu select the
- 25) If you have a printer's CD click onbutton to install it.
- 26) You can manage the printer from themenu.





- 27) To pause the printing of one file selectfrom the shortcut menu.
- 28) To cancel the printing of one file selectfrom the shortcut menu.
- 29) To cancel the printing of one file selectfrom the keyboard.
- 30) To pause the printing of all files selectfrom the Printer menu.
- 31) To cancel the printing of all files selectfrom the Printer menu.
- 32) After you follow the" Add Printer wizard" steps click onbutton to end the process.
- 33) To set a printer as a default, right click on the printer and select
- 34) To remove the printer, right click on the printer and select.....from the shortcut menu.
- 35) The types of network areand
- 36) Theis the connection of two or more computers so data can be exchanged.
- 37) You can find the network at,or
- 38) Theis the connection of two or more computers in a small area.
- 39) Theis the connection of two or more computers in a broad area.
- 40) The,andare examples of a Network Topology.
- 41) Theis the connection of a great numbers of nets all over the world so data can be exchanged.





- 42) The Internet services are,,,
.....and
- 43) Theis an Internet service and is used to send and receive messages.
- 44) Theis a service that used to search about Information through
the Internet.
- 45) Theis a service that used to make a conversation between two
or more persons through the Internet.
- 46) Theis a service that used to transfer from website to another
website.
- 47) Theis a service that used to transfer a file or program from the
Internet to the computer.
- 48) Theis a service that used to collect Information about any
subject through the Internet.
- 49) Theis a service that used to buy goods from the Internet using
visa card.
- 50) Theis a program that used to search about website which is
consisting of the search word.
- 51)andare examples of Search Engine.
- 52) The address of Yahoo Search Engine is
- 53) The address of Google Search Engine is
- 54) The address of AltaVista Search Engine is





- 55) The address of excite search engine is
- 56) Theis the result of the processing data.
- 57) The Information is important in several fields, for example,
..... and
- 58) Theare unauthorized people try to access the computer without
permission.
- 59) The.....is a small program that infects the computer.
- 60)andare examples of viruses.
- 61) Theis a program that protects the computer from the viruses.
- 62) Theis a program that protects the computer from the hackers.
- 63)andare examples of anti viruses program.
- 64) To scan the computer from viruses, right click on the partition and select
.....
- 65) The viruses can be transmitted through theor through the
.....





B) Put (✓) or (✗) :

- 1) You can't change the setting of any country from the computer. ()
- 2) The "Regional and Language Options" icon is located at the Control Panel. ()
- 3) You can change the country from the "Country" tab. ()
- 4) To open the "Regional and Language Options" icon, from the "Start" menu select the "Desktop". ()
- 5) You can change the number display from "Calendar type" drop-down menu. ()
- 6) You can select "None", "National" or "Context" to change the number display. ()
- 7) You can change the number display from "Numbers" tab. ()
- 8) To change the date display open "Digit substitution" drop-down menu. ()
- 9) You need to change the date format to suit your country setting. ()
- 10) You can change the date format from "Time" menu. ()
- 11) If you change the country, the other fields like {currency, time,.....} will reflect the new country. ()
- 12) To change the currency, click on the "Customize" then open "Country" tab. ()
- 13) You can change the currency from the "Currency symbol" drop-down menu. ()





- 14) To access the language setting, click on “Customize” from the “Languages” tab. ()
- 15) To add an Arabic language to the keyboard languages, select Arabic language from the “default input language” drop-down menu. ()
- 16) You can’t add more than two languages to the keyboard languages. ()
- 17) To install the software of the printer you must connect the printer directly to the computer. ()
- 18) You can’t connect more than one printer on the same computer. ()
- 19) The “Printer and Faxes” icon is located at the Desktop. ()
- 20) It’s a good idea to print a test page to check if the printer is working correctly or not. ()
- 21) To open “Printer and Faxes” icon, from “Start” menu select “Control Panel”. ()
- 22) To add a printer click on “Add a printer” from the Printer window. ()
- 23) After you follow the Printer wizard steps, click on “Cancel”. ()
- 24) When you add a printer you must follow the wizard steps. ()
- 25) If you connect more than one printer to the computer, you can set one of them as a main printer. ()
- 26) The printer is an input unit it displays the text or graphics on a paper from the computer. ()
- 27) You can manage the printer from “View” menu. ()





- 28) To pause the printing of all files, select "Cancel all Documents" from "Printer" menu. ()
- 29) To cancel the printing of all files, select "Pause printing" from the "Printer" menu. ()
- 30) To remove the printer, select "Delete" from the menu. ()
- 31) The LAN is a network but in a broad area. ()
- 32) The Star and Ring are two examples of the types of network. ()
- 33) The benefit of making a network is to exchange the data. ()
- 34) The WAN stands for Wide Area Network. ()
- 35) The Internet is the connection of two computers in a small area. ()
- 36) The Network Topology displays the layout of the connection between the computers. ()
- 37) The bus, ring and mesh are from the Network Topologies. ()
- 38) The Internet Explorer is an example of Browser. ()
- 39) You can buy goods from the Internet using the Visa Card. ()
- 40) Google and Yahoo are the famous Search Engines. ()
- 41) You can collect any Information about any subject from the Internet. ()
- 42) The Information is effecting on education and health. ()
- 43) The Hackers rob the data to corrupt it. ()





- 44) To protect the data you must protect the source of the data. ()
- 45) The Virus is a program that protects the infected computer from viruses. ()
- 46) The Norton and Avira are examples of viruses. ()
- 47) The Auto run and Trojan are examples of Anti-Virus. ()
- 48) You can't protect the computer from hackers. ()
- 49) The Viruses can transmit through the infected disks or the Internet to the computer. ()
- 50) You can scan the computer from viruses using Anti -Virus. ()





C) Choose the correct answer :

- 1) You can change the country, currency, date display and number display from the (My Computer – Recycle Bin – Regional and Language Options) icon.
- 2) The Regional and Language Options icon is located at (Control Panel – Desktop – My Computer)
- 3) You can change the number display from the (Digit substitution – Date – Numbers) tab.
- 4) To change the number display open (Digit substitution – Date – currency) menu.
- 5) You can change the number display to be (None – National – Context – all of them)
- 6) To change the date display, open (Date – Calendar type – number) tab.
- 7) You can change the date display from (Date – Calendar type – Date display) drop-down menu.
- 8) After performing the steps of number display click (Cancel – Customize – Apply) button.
- 9) You can change the currency, number display and date display after clicking on (Cancel – Customize – Apply) button.
- 10) To add the required language to the keyboard, from the Control Panel select (Start – Languages – Regional and Language Options)
- 11) The (Keyboard – mouse – printer) is a device that used to display the text or graphics on a paper.
- 12) To open the “Printer and Faxes” icon, from the “start menu” select (Desktop – Control Panel – My Computer)
- 13) To add a printer click on (Add a printer – Finish – Next).
- 14) After following the Printer wizard steps click on (Add a printer – Finish – Next) button.
- 15) If you have a CD of the printer, you can click on (Finish – Have disk – Print)





- 16) To pause the printing of all files, select (Pause – Pause printing – Cancel all Documents) from printer menu.
- 17) To pause the printing of one file, right click on the file and select (Pause – Pause printing – Cancel all Documents) from the shortcut menu.
- 18) To cancel the printing of one file, right click on the file and select (Delete – Cancel – Pause) from the shortcut menu.
- 19) To cancel the printing of all files, select (Pause – Pause printing – Cancel all Documents) from the Printer menu.
- 20) To cancel the printing of one file, select (Delete – Cancel – Pause) from **keyboard**.
- 21) To remove the printer from the computer, right click on the printer and select (Remove – Delete – Cancel)
- 22) To set a printer as a default printer, right click on the printer and select (Cancel all Documents – Set as default printer)
- 23) The Network is important in our life, you can find the network at (banks – companies – schools – all of them)
- 24) The (Internet – WWW – Network) is the connection of two or more computers so data can be exchanged.
- 25) The (WWW – WAN – LAN) stands for Wide Area Network.
- 26) The (WWW – WAN – LAN) is a network in a broad area.
- 27) The (WWW – WAN – LAN) is a network in a small area.
- 28) There are many layouts for the network like (star – bus – ring – mesh – all of them)
- 29) The (Internet – WWW – Network) is the connection of millions number of nets all over the world.
- 30) The (Chat – E-mail – both) are the examples of the Internet services.
- 31) You can buy goods from the Internet by (Shopping – E-mail – Chat) service.





- 32) (Searching – Learning – Browsing) is a service that used to collect the Information from the Internet about any subject.
- 33) You can send and receive messages from (shopping – E-mail – chat) service.
- 34) You can make a conversation with other computers through the Internet from (Chat – E-mail – Browsing) service.
- 35) The (Browsing – Searching – Learning) service is used to moving from website to anther website.
- 36) You can get many programs from the Internet through (Searching – Learning – Downloading) service.
- 37) The (Google – Yahoo – both) are examples of the search engines.
- 38) The (Data – Information – both) is the results of processing the data.
- 39) The Information is important in many fields like (Education – Economic – Health – Police of Nation – all of them)
- 40) The (Viruses – Hackers – Users) are the unauthorized people try to access the computer without permission.
- 41) The (Anti-Hack – Anti-Virus – Hackers) is a program that used to protect the computer from hackers.
- 42) The Anti-Virus is a program that used to protect the computer from the (Hackers – Viruses – Users)
- 43) The (Hack – Information – Virus) is a small program used to infect the computer.
- 44) The data may be lost by (Users – Hackers – both)
- 45) The viruses can be transmitted through (E-mail – Infected Disks – both)
- 46) The (Auto Run – Avira – Norton) is an example of virus.
- 47) You can scan the computer from viruses using the (Anti-Hack – Anti-Virus – Viruses) program.
- 48) (MacAfee – Auto Run – Trojan) is an example of Anti-Virus.





D) Re – arrange the steps:

1) Change the country:

- () From the "Regional Options" tab change the country
- () Open the "Regional and Language Options" icon
- () Click on "Apply"
- () From the "Start" menu select the "Control Panel"

2) Change the number display:

- () Open the "Number" tab
- () From the "Start" menu select the "Control Panel"
- () Click on "Apply"
- () From the "Regional Options" tab click on the "Customize" button
- () Open the "Regional and Language Options" icon
- () From the "Digit substitution", change the number display that you want (None , National or Context)

3) Change the date display:

- () From the "Regional Options" tab click on the "Customize" button
- () Click on "Apply"
- () From the "Start" menu select the "Control Panel"
- () From the "Calendar type" drop-down menu change the date display
- () Open the "Date" tab
- () Open the "Regional and Language Options" icon





4) Change the currency:

- () From the "Start" menu select the "Control Panel"
- () Open the "Currency" tab
- () Click on "Apply"
- () Open the "Regional and Language Options" icon
- () From the "Currency symbol" menu change the currency symbol
- () From the "Regional Options" tab click on the "Customize" button

5) Solve the language problem :

- () Open the "Regional and Language Options" icon
- () Click on "Add" if you don't have the language that you want
- () Click on "OK"
- () From the "Start" menu select the "Control Panel"
- () Choose the "Arabic" language from the "Default input language" drop-down menu
- () Click "Apply"
- () Click on the "Details" button from the "Languages" tab

6) Add a printer to the computer

- () Open the "Printer and Faxes" icon
- () Follow the Printer wizard steps
- () Click on "Add a printer"
- () From the "Start" menu select the "Control Panel"
- () Click "Apply"



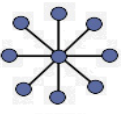
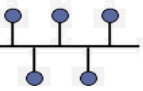



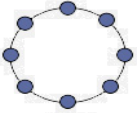



E) Match :

- | | |
|-------------------------|--------------------------------------|
| 1) Regional Options tab | a) used to change the currency |
| 2) Number tab | b) used to change the country |
| 3) Date tab | c) used to solve language problem |
| 4) Currency tab | d) used to change the number display |
| 5) Languages tab | e) used to change the date |

(1,)	(2,)	(3,)	(4,)	(5,)
------------	------------	------------	------------	------------

Match

- 1) 
- 2) 
- 3) 
- 4) 
- 5) 
- 6) 
- 7) 

- h) Printer and Faxes icon
- i) Ring Topology
- j) Norton Anti-Virus
- k) Star Topology
- l) Bus Topology
- m) Regional and Language Options icon
- n) Mesh Topology

(1,)	(2,)	(3,)	(4,)	(5,)	(6,)	(7,)
------------	------------	------------	------------	------------	------------	------------





F) Give the Scientific Term:

- 1) The connection of one or more computers in a small area. (.....)
- 2) The connection of one or more computers in a broad area. (.....)
- 3) The connection of millions number of nets all over the world.
(.....)
- 4) It's a small program that infects the computer. (.....)
- 5) It's a program that used to protect the computer from viruses.
(.....)
- 6) It's a program that protects the computer from hackers. (.....)
- 7) The unauthorized people try to access the computer without permission.
(.....)
- 8) It's the connection of two or more computer so data can be exchanged.
(.....)
- 9) A menu that is used to manage the printer. (.....)
- 10) The icon is used to change the country setting in the computer.
(.....)





AL-AZHAR AL-SHARIF
SECTOR OF AL-AZHAR INSTITUTES
Primary Six Examination
First Term - Computer Exam

الأزهر الشريف
قطاع المعاهد الأزهرية
امتحان الصف السادس الابتدائي
الفصل الدراسي الأول - حاسب آلي

للعام الدراسي ١٤٣٥ / ١٤٣٦ هـ (٢٠١٤ / ٢٠١٥ م)

Time: 1½ hours

(5 marks each question)

Answer all of the following questions :

I - Choose the correct answer between brackets:

- | | |
|---|------------------------------------|
| a) Command "....." is used to stop print a file for some time. | (Pause Printing -Delete -Resume) |
| b) A computer virus is | (Harmful - useful - otherwise) |
| c) is a local network between computers in a limited space. | (WWW - WAN - LAN) |
| d) We can change the time through the "time". | (desk top - Tab - word) |
| e) We can browse the Internet through | (Internet Explorer -Email -LAN) |

II - Complete to make a correct sentence :

(WAN - Chat - Google - Hackers -Date)

- a) Called on those who stole the information
- b) is one of the most popular search sites on the Internet.
- c) service makes us able to contact with others through internet.
- d) Through the tab, we can change the date for the Windows operating system.
- e) is a network with a large scale.

III- Put a (✓) after the correct sentence and a (X) after the wrong one :

- | | |
|---|-----|
| a) The term means the Operating System computer operating system | () |
| b) We cannot search information through the Internet. | () |
| c) Regional settings for your computer fixed and cannot be changed. | () |
| d) You can shopping through the Internet. | () |
| e) The existence of a connection between computers allows the exchange of data and information. | () |

IV- Choose from the column (B) what suits each phrase in column (A) then rewrite the complete sentences in your answer sheet :

Column (A)

- a) One of ways to protect computer from viruses
- b) You can change the currency symbol
- c) We use the customize menu
- d) The information is
- e) Use e-mail service

Column (B)

- 1- is a network of limited scope.
- 2- the result of data processing.
- 3- in the exchange of messages over the Internet.
- 4- from tab of the Currency.
- 5- to change the style of the computer display numbers.
- 6- download anti-virus software on your computer.





Answers

A) Fill in the space :

- 1) The Regional and Language Options icon is located at the **Control Panel**.
- 2) From the Regional and Language Options icon you can justify **Country, Date, Number, Currency and solving the language problems**.
- 3) To open the "Regional and Language Options" icon, click on **Start** then select the **Control Panel**.
- 4) To change the country setting, from the **Regional Options tab** select the country.
- 5) After you perform the steps you must click on **Apply** or **OK** buttons to perform the changes.
- 6) You can change the number display from **Numbers** tab.
- 7) To change the number display **according to your country**, select **National** from the "Digit Substitution" drop-down menu.
- 8) When we want to change the number display to **English language**, select **None** from the "Digit Substitution" drop-down menu.
- 9) To change the number display according to the **text language**, select **Context** from the "Digit Substitution" drop-down menu.
- 10) You can change the number display from **Digit Substitution** drop-down menu.
- 11) You can change the date display from **Date tab**.
- 12) The **Customize** button is responsible for changing the individual settings for date, time, number, or currency.





- 13) You can change the date display from **Calendar Type** **drop-down menu**.
- 14) To change the currency, open the **Currency Symbol** drop-down menu.
- 15) You can change the currency symbol from **Currency** tab.
- 16) Solving language problem means adding a new language to the **keyboard** languages.
- 17) You can add a new language by clicking on **Details** button from **Languages** tab which in the Regional and Language Options window.
- 18) To add a new language, click on “Details” button then from the settings tab click on **Add** button.
- 19) You can add Arabic language to the keyboard's language from the **Language** tab.
- 20) You can install a new printer to the computer from the **Printer and Faxes** icon that found in the control panel.
- 21) To add a printer click on **Printer and Faxes** icon
- 22) To add a printer, click on **Add a printer** button
- 23) The **Printer** is an output unit that used to display the letters or graphics from the computer on a paper.
- 24) To open the "Printer and Faxes" icon from the “Start” menu select the **Printer and Faxes**.
- 25) If you have a printer's CD click on **Have Disk** button to install it.
- 26) You can manage the printer from the **Printer** menu.





- 27) To pause the printing of one file select **Pause** from the shortcut menu.
- 28) To cancel the printing of one file select **Cancel** from the shortcut menu.
- 29) To cancel the printing of one file select **Delete** from the keyboard.
- 30) To pause the printing of all files select **Pause printing** from the Printer menu.
- 31) To cancel the printing of all files select **Cancel all documents** from the Printer menu.
- 32) After you follow the "Add Printer wizard" steps click on **Finish** button to end the process.
- 33) To set a printer as a default, right click on the printer and select **set as a default printer**.
- 34) To remove the printer, right click on the printer and select **Delete** from the shortcut menu.
- 35) The types of network are **LAN** and **WAN**.
- 36) The **Network** is the connection of two or more computers so data can be exchanged.
- 37) You can find the network at **Banks**, **Companies** or **Schools**.
- 38) The **LAN** is the connection of two or more computers in a small area.
- 39) The **WAN** is the connection of two or more computers in a broad area.
- 40) The **Star**, **Ring** and **Bus** are examples of a Network Topology.
- 41) The **Internet** is the connection of a great numbers of nets all over the world so data can be exchanged.





- 42) The Internet services are **Chat**, **E-mail**, **Searching**, **Shopping (E-Commerce)** and **E- learning**.
- 43) The **E-mail** is an Internet service and is used to send and receive messages.
- 44) The **Searching** is a service that used to search about Information through the Internet.
- 45) The **Chat** is a service that used to make a conversation between two or more persons through the Internet.
- 46) The **Browsing** is a service that used to transfer from website to another website.
- 47) The **Downloading** is a service that used to transfer a file or program from the Internet to the computer.
- 48) The **E- learning** is a service that used to collect Information about any subject through the Internet.
- 49) The **E-Commerce** is a service that used to buy goods from the Internet using visa card.
- 50) The **Search Engine** is a program that used to search about website which is consisting of the search word.
- 51) **Google** and **Yahoo** are examples of Search Engine.
- 52) The address of Yahoo Search Engine is **www.yahoo.com**.
- 53) The address of Google Search Engine is **www.google.com**.
- 54) The address of AltaVista Search Engine is **www.altavista.com**.
- 55) The address of excite search engine is **www.excite.com**.





- 56) The **Information** is the result of the processing data.
- 57) The Information is important in several fields, for example **Education**, **Economic** and **Health**.
- 58) The **Hackers** are unauthorized people try to access the computer without permission.
- 59) The **Virus** is a small program that infects the computer.
- 60) **Auto Run** and **Trojan** are examples of viruses.
- 61) The **Anti-Virus** is a program that protects the computer from the viruses.
- 62) The **Anti-Hack** is a program that protects the computer from the hackers.
- 63) **Norton** and **Avira** are examples of Anti Viruses program.
- 64) To scan the computer from viruses, right click on the partition and select **Scan**.
- 65) The viruses can be transmitted through the **E-mail** or through the **infected disks**.

B) Put (✓) or (✗) :

- 1) You can't change the setting of any country from the computer. (✗)
- 2) The "Regional and Language Options" icon is located at the Control Panel. (✓)
- 3) You can change the country from the "Country" tab. (✗)
- 4) To open the "Regional and Language Options" icon, from the "Start" menu select the "Desktop". (✗)
- 5) You can change the number display from "Calendar type" drop-down menu. (✗)





- 6) You can select “None”, “National” or “Context” to change the number display. (✓)
- 7) You can change the number display from “Numbers” tab. (✓)
- 8) To change the date display open “Digit substitution” drop-down menu. (✗)
- 9) You need to change the date format to suit your country setting. (✓)
- 10) You can change the date format from “Time” menu. (✗)
- 11) If you change the country, the other fields like {currency, time,.....} will reflect the new country . (✓)
- 12) To change the currency, click on the “Customize” then open “Country” tab. (✗)
- 13) You can change the currency from the “Currency symbol” drop-down menu. (✓)
- 14) To access the language setting, click on “Customize” from the “Languages” tab. (✗)
- 15) To add an Arabic language to the keyboard languages, select Arabic language from the “default input language” drop-down menu. (✓)
- 16) You can't add more than two languages to the keyboard languages. (✗)
- 17) To install the software of the printer you must connect the printer directly to the computer. (✓)
- 18) You can't connect more than one printer on the same computer. (✗)
- 19) The “Printer and Faxes” icon is located at the Desktop. (✗)





- 20) It's a good idea to print a test page to check if the printer is working correctly or not. (✓)
- 21) To open "Printer and Faxes" icon, from "Start" menu select "Control Panel". (✓)
- 22) To add a printer click on "Add a printer" from the Printer window. (✓)
- 23) After you follow the Printer wizard steps, click on "Cancel". (✗)
- 24) When you add a printer you must follow the wizard steps. (✓)
- 25) If you connect more than one printer to the computer, you can set one of them as a main printer. (✓)
- 26) The printer is an input unit it displays the text or graphics on a paper from the computer. (✗)
- 27) You can manage the printer from "View" menu. (✗)
- 28) To pause the printing of all files, select "Cancel all Documents" from "Printer" menu. (✗)
- 29) To cancel the printing of all files, select "Pause printing" from the "Printer" menu. (✗)
- 30) To remove the printer, select "Delete" from the menu. (✓)
- 31) The LAN is a network but in a broad area. (✗)
- 32) The Star and Ring are two examples of the types of network. (✗)
- 33) The benefit of making a network is to exchange the data. (✓)
- 34) The WAN stands for Wide Area Network. (✓)





- 35) The Internet is the connection of two computers in a small area. (✗)
- 36) The Network Topology displays the layout of the connection between the computers. (✓)
- 37) The bus, ring and mesh are from the Network Topologies. (✓)
- 38) The Internet Explorer is an example of Browser. (✓)
- 39) You can buy goods from the Internet using the Visa Card. (✓)
- 40) Google and Yahoo are the famous Search Engines. (✓)
- 41) You can collect any Information about any subject from the Internet. (✓)
- 42) The Information is effecting on education and health. (✓)
- 43) The Hackers rob the data to corrupt it. (✓)
- 44) To protect the data you must protect the source of the data. (✓)
- 45) The Virus is a program that protects the infected computer from viruses. (✗)
- 46) The Norton and Avira are examples of viruses. (✗)
- 47) The Auto run and Trojan are examples of Anti-Virus. (✗)
- 48) You can't protect the computer from hackers. (✗)
- 49) The Viruses can transmit through the infected disks or the Internet to the computer. (✓)
- 50) You can scan the computer from viruses using Anti -Virus. (✓)





C) Choose the correct answer :

- 1) You can change the country, currency, date display and number display from the (My Computer – Recycle Bin – **Regional and Language Options**) icon.
- 2) The Regional and Language Options icon is located at (**Control Panel** – Desktop – My Computer)
- 3) You can change the number display from the (Digit substitution – Date – **Numbers**) tab.
- 4) To change the number display open (**Digit substitution** – Date – currency) menu.
- 5) You can change the number display to be (None – National – Context – **all of them**)
- 6) To change the date display, open (**Date** – Calendar type – number) tab.
- 7) You can change the date display from (Date – **Calendar type** – Date display) drop-down menu.
- 8) After performing the steps of number display click (Cancel – Customize – **Apply**) button.
- 9) You can change the currency, number display and date display after clicking on (Cancel – **Customize** – Apply) button.
- 10) To add the required language to the keyboard, from the Control Panel select (Start – Languages – **Regional and Language Options**)
- 11) The (Keyboard – mouse – **printer**) is a device that used to display the text or graphics on a paper.
- 12) To open the “Printer and Faxes” icon, from the “start menu” select (Desktop – **Control Panel** – My Computer)
- 13) To add a printer click on (**Add a printer** – Finish – Next).
- 14) After following the Printer wizard steps click on (Add a printer – **Finish** – Next) button.
- 15) If you have a CD of the printer, you can click on (Finish – **Have disk** – Print)





- 16) To pause the printing of all files, select (Pause – **Pause printing** – Cancel all Documents) from printer menu.
- 17) To pause the printing of one file, right click on the file and select (**Pause** – Pause printing – Cancel all Documents) from the shortcut menu.
- 18) To cancel the printing of one file, right click on the file and select (Delete – **Cancel** – Pause) from the shortcut menu.
- 19) To cancel the printing of all files, select (Pause – Pause printing – **Cancel all Documents**) from the Printer menu.
- 20) To cancel the printing of one file, select (**Delete** – Cancel – Pause) from **keyboard**.
- 21) To remove the printer from the computer, right click on the printer and select (Remove – **Delete** – Cancel)
- 22) To set a printer as a default printer, right click on the printer and select (Cancel all Documents – **Set as default printer**)
- 23) The Network is important in our life, you can find the network at (banks – companies – schools – **all of them**)
- 24) The (Internet – WWW – **Network**) is the connection of two or more computers so data can be exchanged.
- 25) The (WWW – **WAN** – LAN) stands for Wide Area Network.
- 26) The (WWW – **WAN** – LAN) is a network in a broad area.
- 27) The (WWW – WAN – **LAN**) is a network in a small area.
- 28) There are many layouts for the network like (star – bus – ring – mesh – **all of them**)
- 29) The (**Internet** – WWW – Network) is the connection of millions number of nets all over the world.
- 30) The (Chat – E-mail – **both**) are the examples of the Internet services.
- 31) You can buy goods from the Internet by (**Shopping** – E-mail – Chat) service.
- 32) (**Searching** – Learning – Browsing) is a service that used to collect the Information from the Internet about any subject.





- 33) You can send and receive messages from (Shopping – **E-mail** – Chat) service.
- 34) You can make a conversation with other computers through the Internet from (**Chat** – E-mail – Browsing) service.
- 35) The (**Browsing** – Searching – Learning) service is used to moving from website to another website.
- 36) You can get many programs from the Internet through (Searching – Learning – **Downloading**) service.
- 37) The (Google – Yahoo – **both**) are examples of the search engines.
- 38) The (Data – **Information** – both) is the results of processing the data.
- 39) The Information is important in many fields like (Education – Economic – Health – Police of Nation – **all of them**)
- 40) The (Viruses – **Hackers** – Users) are the unauthorized people try to access the computer without permission.
- 41) The (**Anti-Hack** – Anti-Virus – Hackers) is a program that used to protect the computer from hackers.
- 42) The Anti-Virus is a program that used to protect the computer from the (Hackers – **Viruses** – Users)
- 43) The (Hack – Information – **Virus**) is a small program used to infect the computer.
- 44) The data may be lost by (Users – **Hackers** – both)
- 45) The viruses can be transmitted through (E-mail – Infected Disks – **both**)
- 46) The (**Auto Run** – Avira – Norton) is an example of virus.
- 47) You can scan the computer from viruses using the (Anti-Hack – **Anti-Virus** – Viruses) program.
- 48) (**MacAfee** – Auto Run – Trojan) is an example of Anti-Virus.





D) Re – arrange the steps:

1) Change the country:

- (3) From the "Regional Options" tab change the country
- (2) Open the "Regional and Language Options" icon
- (4) Click on "Apply"
- (1) From the "Start" menu select the "Control Panel"

2) Change the number display:

- (4) Open the "Number" tab
- (1) From the "Start" menu select the "Control Panel"
- (6) Click on "Apply"
- (3) From the "Regional Options" tab click on the "Customize" button
- (2) Open the "Regional and Language Options" icon
- (5) From the "Digit substitution", change the number display that you want (None , National or Context)

3) Change the date display:

- (3) From the "Regional Options" tab click on the "Customize" button
- (6) Click on "Apply"
- (1) From the "Start" menu select the "Control Panel"
- (5) From the "Calendar type" drop-down menu change the date display
- (4) Open the "Date" tab
- (2) Open the "Regional and Language Options" icon





4) Change the currency:

- (1) From the "Start" menu select the "Control Panel"
- (4) Open the "Currency" tab
- (6) Click on "Apply"
- (2) Open the "Regional and Language Options" icon
- (5) From the "Currency symbol" menu change the currency symbol
- (3) From the "Regional Options" tab click on the "Customize" button

5) Solve the language problem :

- (2) Open the "Regional and Language Options" icon
- (4) Click on "Add" if you don't have the language that you want
- (7) Click on "OK"
- (1) From the "Start" menu select the "Control Panel"
- (5) Choose the "Arabic" language from the "Default input language" drop-down menu
- (6) Click "Apply"
- (3) Click on the "Details" button from the "Languages" tab

6) Add a printer to the computer

- (2) Open the "Printer and Faxes" icon
- (4) Follow the Printer wizard steps
- (3) Click on "Add a printer"
- (1) From the "Start" menu select the "Control Panel"
- (5) Click "Apply"



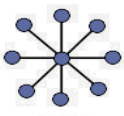
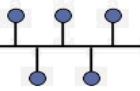



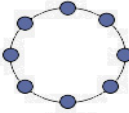



E) Match :

- | | |
|-------------------------|--------------------------------------|
| 1) Regional Options tab | a) used to change the currency |
| 2) Number tab | b) used to change the country |
| 3) Date tab | c) used to solve language problem |
| 4) Currency tab | d) used to change the number display |
| 5) Languages tab | e) used to change the date |

(1, b)	(2, d)	(3, e)	(4, a)	(5, c)
--------	--------	--------	--------	--------

Match

- | | |
|--|---------------------------------------|
| 1)  | a) Printer and Faxes icon |
| 2)  | b) Ring Topology |
| 3)  | c) Norton Anti-Virus |
| 4)  | d) Star Topology |
| 5)  | e) Bus Topology |
| 6)  | f) Regional and Language Options icon |
| 7)  | g) Mesh Topology |

(1, d)	(2, e)	(3, f)	(4, g)	(5, a)	(6, b)	(7, c)
--------	--------	--------	--------	--------	--------	--------





F) Give the Scientific Term:

- 1) The connection of one or more computers in a small area. (**LAN**)
- 2) The connection of one or more computers in a broad area. (**WAN**)
- 3) The connection of millions number of nets all over the world. (**Internet**)
- 4) It's a small program that infects the computer. (**Virus**)
- 5) It's a program that used to protect the computer from viruses.
(**Anti-Virus**)
- 6) It's a program that protects the computer from hackers. (**Anti-Hack**)
- 7) The unauthorized people try to access the computer without permission.
(**Hackers**)
- 8) It's the connection of two or more computer so data can be exchanged.
(**Network**)
- 9) A menu that is used to manage the printer. (**Printer**)
- 10) The icon is used to change the country setting in the computer.
(**Regional and Language Options**)





Exam Answers

I. Choose the correct answer between brackets:

- a) Pause printing
- b) Harmful
- c) LAN
- d) Tab
- e) Internet Explorer

II. Complete to make a correct sentence:

- a) Hackers
- b) Google
- c) Chat
- d) Date
- e) WAN

III. Put a (✓) after the correct sentence and a (×) after the wrong one:

- a) ✓
- b) ×
- c) ×
- d) ✓
- e) ✓

IV. Choose from the column (B) what suits each phrase in column (A):

- (a, 6)
- (b, 4)
- (c, 5)
- (d, 2)
- (e, 3)

